

SPEED CHAMPIONSHIP LOTUS PERONI RACING WEEKEND

Free Practice 1

Classification

Nr.	Driver	Nat	Team	Car	Time	Lap	Total	Gap	Kph
1	88 Piero RANDAZZO			Lotus Exige S	SP1	2:01.765	6 6	- -	171.3
2	70 Marco POZZI			Caterham R300 (2014)	SP1	2:04.510	5 6	+2.745 +2.745	167.5
3	5 Umberto TORTOLONE			Caterham R500 (2009)	SP1	2:11.675	5 7	+9.910 +7.165	158.4
4	13 Lorenzo TIRLONI			Lotus Elise PB-R	SP1	2:13.609	5 7	+11.844 +1.934	156.1
5	54 Irish SCARLATO			Lotus Exige 240 R	SP2	2:14.538	5 7	+12.773 +0.929	155.0
6	83 Gregory BRONZ			Lotus 2-Eleven	SP1	2:16.177	5 8	+14.412 +1.639	153.1
7	69 Manuel FRETTI			Lotus Elise Honda (2002)	SP2	2:19.986	3 7	+18.221 +3.809	149.0
8	64 Francesco MERLIN			Lotus Exige S (2010)	SP2	2:21.865	6 8	+20.100 +1.879	147.0
9	51 Luca SILVA			Lotus Exige S (2008)	SP2	2:22.450	4 7	+20.685 +0.585	146.4
10	17 Max DALLAVALLE			Lotus Elise S (2006)	SP3	2:26.063	5 7	+24.298 +3.613	142.8
11	57 Riccardo SCARLATO			Lotus Elise 220 (2017)	SP2	2:26.577	5 6	+24.812 +0.514	142.3
12	27 Giorgio DE FILIPPIS			Lotus Evora (2011)	SP3	2:27.016	3 7	+25.251 +0.439	141.9
13	9 Gledis BONA			Lotus Elise 111S (2000)	SP3	2:34.984	4 7	+33.219 +7.968	134.6
14	28 Alessandro FRIGERIO			Lotus Elise CR (2010)	SP3	2:36.864	5 7	+35.099 +1.880	132.9
15	3 Pierpaolo GASTALDO			Lotus Exige (2009)	SP2				
16	15 Vittorio PUGLIESE			Lotus Elise	SP1		2		

Fastest Lap	Lap 6	Piero RANDAZZO	2:01.765	171.3 Kph
-------------	-------	----------------	----------	-----------

Published at:

Track Status: **DRY**

Race Director:	Timekeeper:
----------------	-------------






SPEED CHAMPIONSHIP LOTUS PERONI RACING WEEKEND Free Practice 1

Best Sector Times

SECTOR 1			SECTOR 2		SECTOR 3		Pos	Driver	Ideal Lap	Best Lap	
Pos	Driver	Time	Driver	Time	Driver	Time					
1	88 P.RANDAZZO	37.276	88 P.RANDAZZO	41.476	88 P.RANDAZZO	42.718	1	88 P.RANDAZZO	2:01.470	2:01.765	(1)
2	70 M.POZZI	38.605	70 M.POZZI	42.030	70 M.POZZI	43.723	2	70 M.POZZI	2:04.358	2:04.510	(2)
3	5 U.TORTOLONE	40.968	5 U.TORTOLONE	44.321	13 L.TIRLONI	46.178	3	5 U.TORTOLONE	2:11.675	2:11.675	(3)
4	13 L.TIRLONI	41.204	13 L.TIRLONI	45.276	5 U.TORTOLONE	46.386	4	13 L.TIRLONI	2:12.658	2:13.609	(4)
5	54 I.SCARLATO	42.669	54 I.SCARLATO	45.472	54 I.SCARLATO	46.397	5	54 I.SCARLATO	2:14.538	2:14.538	(5)
6	83 G.BRONZ	43.136	83 G.BRONZ	45.924	83 G.BRONZ	46.601	6	83 G.BRONZ	2:15.661	2:16.177	(6)
7	69 M.FRETTI	43.178	69 M.FRETTI	47.535	69 M.FRETTI	47.447	7	69 M.FRETTI	2:18.160	2:19.986	(7)
8	51 L.SILVA	43.719	51 L.SILVA	48.178	64 F.MERLIN	48.738	8	64 F.MERLIN	2:21.134	2:21.865	(8)
9	64 F.MERLIN	44.175	64 F.MERLIN	48.221	51 L.SILVA	49.818	9	51 L.SILVA	2:21.715	2:22.450	(9)
10	27 G.DE FILIPPIS	45.060	27 G.DE FILIPPIS	48.713	17 M.DALLAVALLE	50.029	10	27 G.DE FILIPPIS	2:24.957	2:27.016	(12)
11	57 R.SCARLATO	45.175	17 M.DALLAVALLE	48.780	57 R.SCARLATO	51.133	11	17 M.DALLAVALLE	2:25.470	2:26.063	(10)
12	17 M.DALLAVALLE	46.661	57 R.SCARLATO	49.643	27 G.DE FILIPPIS	51.184	12	57 R.SCARLATO	2:25.951	2:26.577	(11)
13	9 G.BONA	47.102	9 G.BONA	52.338	28 A.FRIGERIO	54.067	13	9 G.BONA	2:33.626	2:34.984	(13)
14	28 A.FRIGERIO	49.378	28 A.FRIGERIO	52.866	9 G.BONA	54.186	14	28 A.FRIGERIO	2:36.311	2:36.864	(14)
15	15 V.PUGLIESE	51.270	15 V.PUGLIESE	53.345	15 V.PUGLIESE	55.852	15	15 V.PUGLIESE	2:40.467		

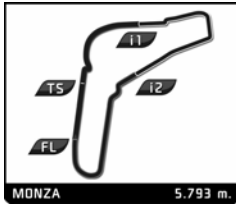


SPEED CHAMPIONSHIP LOTUS PERONI RACING WEEKEND Free Practice 1

Best Top Speeds

Driver	Team	Top 1		Top 2		Top 3		Top 4		Top 5		Avg
		Kph	Lap	Kph	Lap	Kph	Lap	Kph	Lap	Kph	Lap	
88 Piero RANDAZZO	SP1	261.3	3	249.9	2	243.8	5	224.6	6	181.8	4	232,3
70 Marco POZZI	SP1	241.6	5	222.8	3	205.9	2	187.4	4	130.5	6	197,6
83 Gregory BRONZ	SP1	226.0	6	222.3	5	221.9	8	210.7	4	195.5	3	215,3
5 Umberto TORTOLONE	SP1	221.4	5	170.9	4	159.4	6	152.5	2	148.9	3	170,6
54 Irish SCARLATO	SP2	220.1	5	218.3	6	217.4	3	216.6	2	145.3	4	203,5
13 Lorenzo TIRLONI	SP1	218.8	7	217.9	6	215.3	3	214.9	5	207.9	4	215,0
64 Francesco MERLIN	SP2	214.0	3	212.3	4	211.5	5	211.1	6	210.7	8	211,9
69 Manuel FRETTI	SP2	211.1	2	209.1	4	203.6	7	199.9	5	193.8	3	203,5
27 Giorgio DE FILIPPIS	SP3	209.9	3	207.9	2	204.4	4	200.6	5	199.5	7	204,5
51 Luca SILVA	SP2	203.6	7	195.5	3	185.2	5	175.4	4	165.2	2	185,0
9 Gledis BONA	SP3	202.1	5	201.3	3	193.1	2	187.1	4	183.3	7	193,4
17 Max DALLAVALLE	SP3	194.1	7	192.8	3	191.7	4	190.7	5	190.1	2	191,9
57 Riccardo SCARLATO	SP2	186.8	6	176.2	5	167.0	2	164.7	4	162.3	3	171,4
28 Alessandro FRIGERIO	SP3	178.8	7	178.2	5	178.2	6	176.8	4	166.5	3	175,7
15 Vittorio PUGLIESE	SP1	165.5	2	114.8	1							140,2
3 Pierpaolo GASTALDO	SP2											



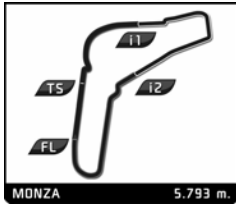


SPEED CHAMPIONSHIP LOTUS PERONI RACING WEEKEND Free Practice 1

Fastest Lap Sequence

Practice Time	Driver	Team	Car	Class	Time	Kph	Lap
6:01.052	51 Luca SILVA		Lotus Exige S (2008)	SP2	2:26.138	142.7	2
6:09.795	83 Gregory BRONZ		Lotus 2-Eleven	SP1	2:24.096	144.7	2
6:20.070	88 Piero RANDAZZO		Lotus Exige S	SP1	2:05.628	166.0	2
10:35.294	88 Piero RANDAZZO		Lotus Exige S	SP1	2:03.236	169.2	4
14:42.683	88 Piero RANDAZZO		Lotus Exige S	SP1	2:01.765	171.3	6





SPEED CHAMPIONSHIP LOTUS PERONI RACING WEEKEND


Free Practice 1

Analysis

■ Personal Best
 ■ Session Best
 ■ Crossing the finish line in pit lane

Lap	Time	Sector 1	Sector 2	Sector 3	T. Spd	Elapsed	Lap	Time	Sector 1	Sector 2	Sector 3	T. Spd	Elapsed
5 Umberto TORTOLONE Caterham R500 (2009)													
1	5:51.568	4:01.418	54.266	55.884	121.2	5:51.568							
2	2:28.009	48.713	49.288	50.008	152.5	8:19.577							
3	2:32.625	48.408	51.178	53.039	148.9	10:52.202							
4	2:27.034	46.159	50.402	50.473	170.9	13:19.236							
5	2:11.675	40.968	44.321	46.386	221.4	15:30.911							
6	2:47.893	47.328	53.960	1:06.605	159.4	18:18.804							
7	3:08.331 B	56.537	51.800	1:19.994	126.9	21:27.135							
9 Gledis BONA Lotus Elise 111S (2000)													
1	3:40.106	1:45.460	56.906	57.740	151.6	3:40.106							
2	2:39.876	49.711	55.111	55.054	193.1	6:19.982							
3	2:35.333	47.697	52.458	55.178	201.3	8:55.315							
4	2:34.984	48.460	52.338	54.186	187.1	11:30.299							
5	3:06.565 B	47.568	58.705	1:20.292	202.1	14:36.864							
6	4:05.688	1:57.650	1:06.876	1:01.162	139.2	18:42.552							
7	3:04.614 B	47.102	52.966	1:24.546	183.3	21:47.166							
13 Lorenzo TIRLONI Lotus Elise PB-R													
1	6:12.794	4:30.352	51.456	50.986	121.3	6:12.794							
2	2:20.215	44.272	47.720	48.223	190.7	8:33.009							
3	2:17.448	42.648	47.588	47.212	215.3	10:50.457							
4	2:16.121	42.689	46.214	47.218	207.9	13:06.578							
5	2:13.609	41.809	45.622	46.178	214.9	15:20.187							
6	2:16.635	41.491	48.382	46.762	217.9	17:36.822							
7	2:33.112 B	41.204	45.276	1:06.632	218.8	20:09.934							
15 Vittorio PUGLIESE Lotus Elise													
1	6:36.232	4:46.577	53.803	55.852	114.8	6:36.232							
2	2:53.262 B	51.270	53.345	1:08.647	165.5	9:29.494							
17 Max DALLAVALLE Lotus Elise S (2006)													
1	4:43.590	2:58.806	52.666	52.118	136.6	4:43.590							
2	2:30.450	47.482	50.132	52.836	190.1	7:14.040							
3	2:26.719	47.539	48.780	50.400	192.8	9:40.759							
4	2:26.755	47.212	49.352	50.191	191.7	12:07.514							
5	2:26.063	47.110	48.924	50.029	190.7	14:33.577							
6	2:56.065	55.105	1:05.184	55.776	154.7	17:29.642							
7	2:56.328 B	46.661	50.625	1:19.042	194.1	20:25.970							
27 Giorgio DE FILIPPIS Lotus Evora (2011)													
1	5:20.551	3:30.557	55.365	54.629	117.5	5:20.551							
2	2:31.788	46.875	52.203	52.710	207.9	7:52.339							
3	2:27.016	45.563	50.269	51.184	209.9	10:19.355							
4	2:27.437	45.756	49.790	51.891	204.4	12:46.792							
5	2:27.034	45.668	50.041	51.325	200.6	15:13.826							
6	2:33.559	45.694	54.225	53.640	178.2	17:47.385							
7	2:49.271 B	45.060	48.713	1:15.498	199.5	20:36.656							
28 Alessandro FRIGERIO Lotus Elise CR (2010)													
1	4:24.069	2:32.162	56.415	55.492	101.1	4:24.069							
2	2:51.592	50.704	1:05.875	55.013	165.7	7:15.661							
3	2:38.413	49.605	53.601	55.207	166.5	9:54.074							
4	2:38.044	50.692	53.285	54.067	176.8	12:32.118							
5	2:36.864	49.913	52.866	54.085	178.2	15:08.982							
6	2:38.187	49.378	54.067	54.742	178.2	17:47.169							
7	2:52.846 B	49.545	53.643	1:09.658	178.8	20:40.015							
51 Luca SILVA Lotus Exige S (2008)													
1	3:34.914	1:42.357	57.409	55.148	106.1	3:34.914							
2	2:26.138	44.902	50.614	50.622	165.2	6:01.052							
3	2:22.745	44.125	48.802	49.818	195.5	8:23.797							
4	2:22.450	43.860	48.448	50.142	175.4	10:46.247							
5	2:33.631 B	43.950	48.358	1:01.323	185.2	13:19.878							
6	4:08.230	2:20.360	54.634	53.236	142.9	17:28.108							
7	2:38.595 B	43.719	48.178	1:06.698	203.6	20:06.703							
54 Irish SCARLATO Lotus Exige 240 R													
1	5:17.041	3:40.369	47.216	49.456	137.1	5:17.041							
2	2:16.371	43.653	46.153	46.565	216.6	7:33.412							
3	2:16.657	43.236	46.496	46.925	217.4	9:50.069							
4	2:39.170	56.417	52.878	49.875	145.3	12:29.239							
5	2:14.538	42.669	45.472	46.397	220.1	14:43.777							
6	2:45.335	43.330	57.859	1:04.146	218.3	17:29.112							
7	2:59.550 B	53.913	46.117	1:19.520	125.0	20:28.662							
57 Riccardo SCARLATO Lotus Elise 220 (2017)													
1	5:56.258	4:10.109	53.130	53.019	129.3	5:56.258							
2	2:29.975	45.811	53.026	51.138	167.0	8:26.233							
3	2:34.493	50.628	52.135	51.730	162.3	11:00.726							
4	2:29.111	45.983	50.223	52.905	164.7	13:29.837							
5	2:26.577	45.290	50.154	51.133	176.2	15:56.414							
6	2:39.393 B	45.175	49.643	1:04.575	186.8	18:35.807							
64 Francesco MERLIN Lotus Exige S (2010)													
1	3:54.182	2:08.600	54.078	51.504	149.3	3:54.182							
2	2:24.877	45.037	50.259	49.581	198.4	6:19.059							
3	2:22.931	44.175	49.585	49.171	214.0	8:41.990							
4	2:23.505	44.785	49.137	49.583	212.3	11:05.495							
5	2:23.195	45.349	48.221	49.625	211.5	13:28.690							
6	2:21.865	44.526	48.601	48.738	211.1	15:50.555							
7	2:26.404	46.224	48.548	51.632	209.9	18:16.959							
8	2:43.410 B	44.830	53.035	1:05.545	210.7	21:00.369							
69 Manuel FRETTI Lotus Elise Honda (2002)													
1	4:53.705	3:11.231	51.575	50.899	124.7	4:53.705							
2	2:20.783	43.934	47.692	49.157	211.1	7:14.488							





SPEED CHAMPIONSHIP LOTUS PERONI RACING WEEKEND

Free Practice 1

Analysis

Lap	Time	Sector 1	Sector 2	Sector 3	T. Spd	Elapsed	Lap	Time	Sector 1	Sector 2	Sector 3	T. Spd	Elapsed
3	2:19.986	44.871	47.668	47.447	193.8	9:34.474							
4	2:20.029	43.285	49.271	47.473	209.1	11:54.503							
5	2:32.758	43.328	47.535	1:01.895	199.9	14:27.261							
6	3:01.708	1:00.687	1:04.211	56.810	147.1	17:28.969							
7	2:32.569 B	43.178	47.610	1:01.781	203.6	20:01.538							

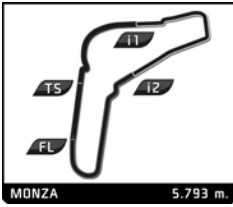
■ Personal Best
 ■ Session Best
 B Crossing the finish line in pit lane

70		Marco POZZI		Caterham R300 (2014)		
1	6:42.637	5:05.216	49.840	47.581	108.1	6:42.637
2	2:06.523	39.698	42.896	43.929	205.9	8:49.160
3	2:08.314	38.605	42.998	46.711	222.8	10:57.474
4	2:19.192	42.018	48.818	48.356	187.4	13:16.666
5	2:04.510	38.757	42.030	43.723	241.6	15:21.176
6	3:12.025 B	55.848	58.181	1:17.996	130.5	18:33.201

83		Gregory BRONZ		Lotus 2-Eleven		
1	3:45.699	2:03.811	52.161	49.727	104.7	3:45.699
2	2:24.096	46.551	49.455	48.090	169.9	6:09.795
3	2:19.723	44.383	47.744	47.596	195.5	8:29.518
4	2:20.356	45.989	47.242	47.125	210.7	10:49.874
5	2:16.177	43.136	46.242	46.799	222.3	13:06.051
6	2:16.249	43.724	45.924	46.601	226.0	15:22.300
7	2:21.427	45.260	47.162	49.005	132.1	17:43.727
8	2:49.436 B	44.912	46.412	1:18.112	221.9	20:33.163

88		Piero RANDAZZO		Lotus Exige S		
1	4:14.442	2:40.847	47.228	46.367	143.2	4:14.442
2	2:05.628	38.476	43.070	44.082	249.9	6:20.070
3	2:11.988	45.497	43.050	43.441	261.3	8:32.058
4	2:03.236	38.523	41.995	42.718	181.8	10:35.294
5	2:05.624	39.277	42.065	44.282	243.8	12:40.918
6	2:01.765	37.276	41.476	43.013	224.6	14:42.683

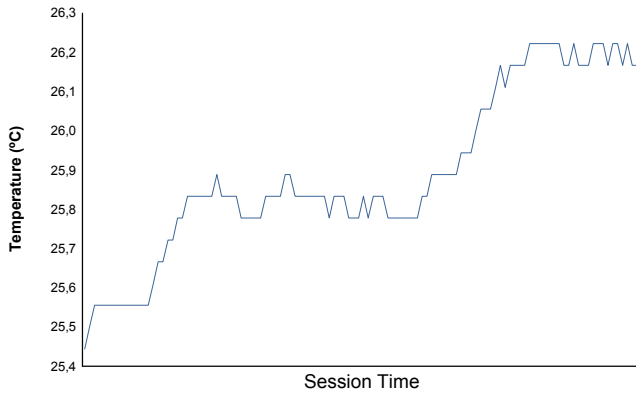




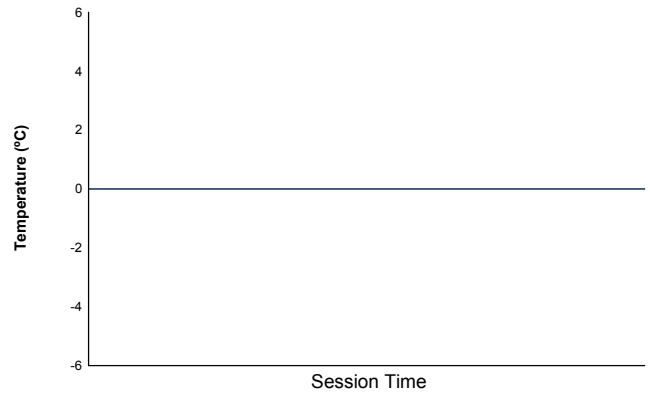
PERONI RACING WEEKEND
SPEED CHAMPIONSHIP LOTUS
 Free Practice 1

Weather Report

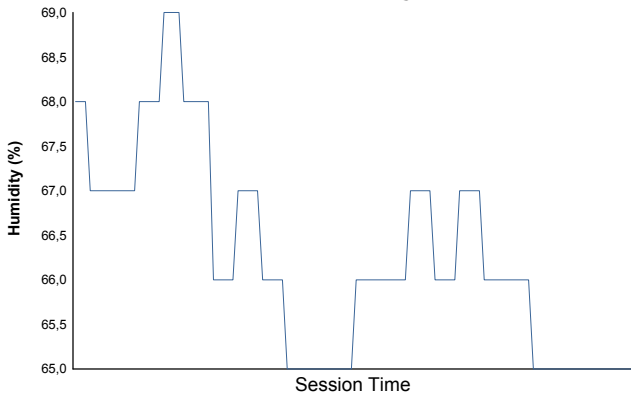
Air Temperature



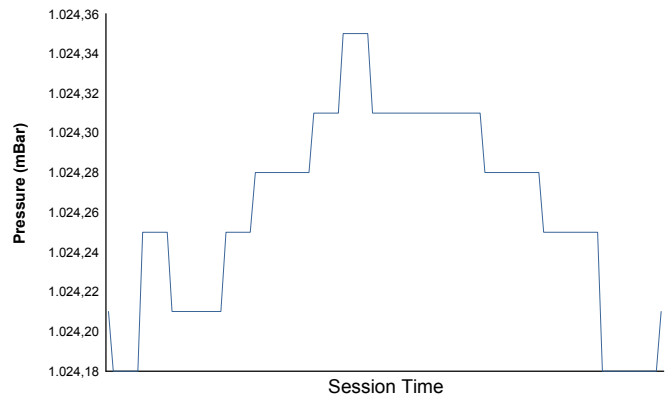
Track Temperature



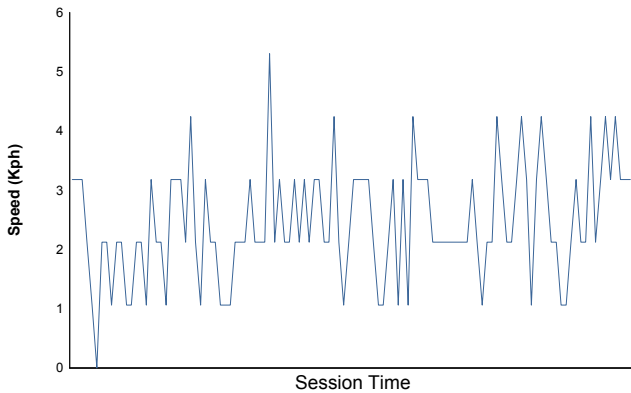
Humidity



Pressure

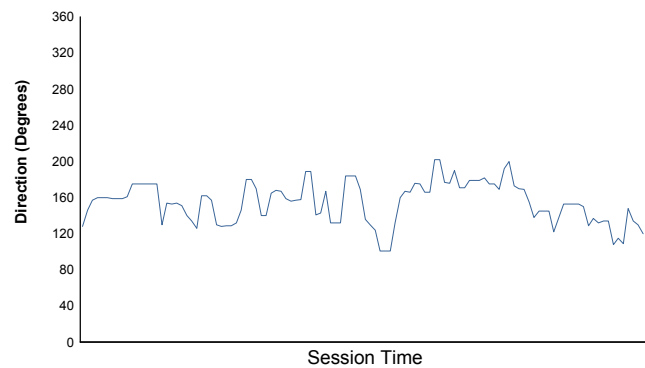


Wind Speed



Wind direction

North = 0°/360° Est = 90° South = 180° West = 270°



Track Status: **DRY**