



AUTODROMO DI FRANCIACORTA  
"Daniel Bonara"



Franciacorta 2.519 m

## Peroni Race

### Speed Lotus - Classifica Sessione 3

Miglior Giro: = 1'16.834 - 2,519 km - Media 118,026 km/h

Num.	Conducente	Naz	Concorrente	Auto	Classe	Tempo	Dist.	Rel.	Giri
1	<b>5 TORTOLONE</b> Umberto	ITA	Tortolone	Caterham R 500	SP1	<b>1'16.834</b>			8
2	<b>70 POZZI</b> Marco	ITA	Pozzi	Caterham R 300	SP1	<b>1'17.444</b>	0.610	0.610	12
3	<b>88 RANDAZZO</b> Piero	ITA	Randazzo	Lotus Exige S	SP1	<b>1'19.601</b>	2.767	2.157	6
4	<b>83 BRONZ</b> Gregory	ITA	Bronz	Lotus 2 Eleven	SP1	<b>1'21.166</b>	4.332	1.565	11
5	<b>69 FRETTI</b> Manuel	ITA	Fretti	Lotus Elise Honda	SP2	<b>1'21.569</b>	4.735	0.403	12
6	<b>40 SCOTTI</b> Umberto	ITA	Scotti	Lotus Elise	SP2	<b>1'22.770</b>	5.936	1.201	13
7	<b>51 SILVA</b> Luca	ITA	Silva	Lotus Exige S	SP2	<b>1'24.095</b>	7.261	1.325	11
8	<b>3 GASTALDO</b> Pierpaolo	ITA	Gastaldo	Lotus Exige	SP2	<b>1'25.335</b>	8.501	1.240	12
9	<b>21 MARCHIORATO</b> Matteo	ITA	Marchiorato	Lotus Elise	SP3	<b>1'25.514</b>	8.680	0.179	4
10	<b>80 GASPARINI</b> Mirko	ITA	Gasparini	Lotus Exige	SP1	<b>1'26.816</b>	9.982	1.302	11
11	<b>17 DALLA VALLE</b> Max	ITA	Dalla Valle	Lotus Elise	SP3	<b>1'26.824</b>	9.990	0.008	5
12	<b>27 DE FILIPPIS</b> Giorgio	ITA	De Filippis	Lotus Evora	SP3	<b>1'28.819</b>	11.985	1.995	10
13	<b>64 MERLIN</b> Francesco	ITA	Merlin	Lotus Exige S	SP2	<b>1'28.891</b>	12.057	0.072	12
14	<b>9 BONA</b> Gledis	ITA	Bona	Caterham R 500	SP3	<b>1'29.425</b>	12.591	0.534	11

30/04/2017

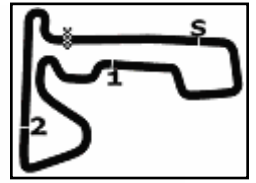
Inizio  
15:40

Fine  
16:02

Esposta alle: .....



AUTODROMO DI FRANCIACORTA  
"Daniel Bonara"



Franciacorta 2.519 m

## Peroni Race

### Speed Lotus - Ideal Time Sessione 3

Num. Conducente	Auto	Seg. 1	Seg. 2	Seg. 3	Seg. 4	Ideal Time			
		Diff. 1	Diff. 2	Diff. 3	Diff. 4	Miglior Giro	Pos.	Diff.	
1	<b>5 TORTOLONE U.</b> (ITA)	Caterham R 500	9.474 0.087	<b>20.794</b> 0.169	<b>31.550</b> 0.045	<b>14.373</b> 0.342	<b>1'16.191</b> 1'16.834	1	0.643
2	<b>70 POZZI M.</b> (ITA)	Caterham R 300	9.574 0.140	20.859 0.259	31.783 0.012	14.817 0.012	<b>1'17.033</b> 1'17.444	2	0.411
3	<b>88 RANDAZZO P.</b> (ITA)	Lotus Exige S	<b>9.215</b> 0.250	21.906 0.444	32.565	15.221	<b>1'18.907</b> 1'19.601	3	0.694
4	<b>83 BRONZ G.</b> (ITA)	Lotus 2 Eleven	10.380	21.618	33.196	15.692 0.280	<b>1'20.886</b> 1'21.166	4	0.280
5	<b>69 FRETTI M.</b> (ITA)	Lotus Elise Honda	10.212 0.102	22.369 0.048	33.338	15.408 0.092	<b>1'21.327</b> 1'21.569	5	0.242
6	<b>40 SCOTTI U.</b> (ITA)	Lotus Elise	10.496 0.109	22.326 0.123	33.917 0.272	15.527	<b>1'22.266</b> 1'22.770	6	0.504
7	<b>51 SILVA L.</b> (ITA)	Lotus Exige S	10.384 0.191	23.027 0.161	34.513 0.137	15.638 0.044	<b>1'23.562</b> 1'24.095	7	0.533
8	<b>3 GASTALDO P.</b> (ITA)	Lotus Exige	10.514	23.259 0.409	34.955	16.122 0.076	<b>1'24.850</b> 1'25.335	8	0.485
9	<b>21 MARCHIORATO M.</b> (ITA)	Lotus Elise	11.148 0.068	22.775 0.160	35.311	16.052	<b>1'25.286</b> 1'25.514	9	0.228
10	<b>80 GASPARINI M.</b> (ITA)	Lotus Exige	11.011 0.232	23.252 0.121	35.417 0.529	16.254	<b>1'25.934</b> 1'26.816	10	0.882
11	<b>17 DALLA VALLE M.</b> (ITA)	Lotus Elise	11.632 0.076	22.837 0.408	35.059 0.149	16.548 0.115	<b>1'26.076</b> 1'26.824	11	0.748
12	<b>64 MERLIN F.</b> (ITA)	Lotus Exige S	10.709 0.139	23.927	36.644 0.195	17.156 0.121	<b>1'28.436</b> 1'28.891	13	0.455
13	<b>27 DE FILIPPIS G.</b> (ITA)	Lotus Evora	10.948 0.087	24.201 0.013	36.886	16.676 0.008	<b>1'28.711</b> 1'28.819	12	0.108
14	<b>9 BONA G.</b> (ITA)	Caterham R 500	11.357 0.145	24.573	36.239	16.798 0.313	<b>1'28.967</b> 1'29.425	14	0.458
<b>Ideal Time Assoluto</b>			9.215	20.794	31.550	14.373	<b>1'15.932</b>		



AUTOSTRADA DI FRANCIACORTA  
"Daniel Bonara"



## Peroni Race

### Speed Lotus - Analisi Tempi Sessione 3

Franciacorta 2.519 m

1 / 2

#### 3 GASTALDO P. (1'25.335)

Giro	Seq. 1	Seq. 2	Seq. 3	Seq. 4	T. Giro	km/h	Local Time
		27.056	39.010	18.371		119.7	15:43'24.390
1	10.627	24.125	35.843	16.307	1'26.902	146.7	15:44'51.292
2	10.905	23.690	35.688	16.763	1'27.046	135.8	15:46'18.338
3	10.734	23.777	36.575	16.872	1'27.958	134.5	15:47'46.296
4	12.160	24.313	35.956	16.617	1'29.046	127.4	15:49'15.342
5	10.685	23.561	35.158	16.264	1'25.668	146.3	15:50'41.010
6	10.608	24.840	35.520	<b>16.122</b>	1'27.090	<b>149.4</b>	15:52'08.100
7	10.988	31.365	44.905	21.255	1'48.513	125.4	15:53'56.613
8	14.128	26.850	42.976	17.278	1'41.232	111.2	15:55'37.845
9	10.593	<b>23.259</b>	36.667	16.910	1'27.429	146.7	15:57'05.274
10	<b>10.514</b>	<b>23.668</b>	<b>34.955</b>	16.198	<b>1'25.335</b>	140.4	15:58'30.609
11	10.614	23.552	36.300	18.507	1'28.973	149.0	15:59'59.582
12	12.965	29.520	41.963	22.731	1'47.179 P	113.0	16:01'46.761

#### 5 TORTOLONE U. (1'16.834)

Giro	Seq. 1	Seq. 2	Seq. 3	Seq. 4	T. Giro	km/h	Local Time
		27.080	37.337	17.196		88.5	15:44'21.225
1	11.994	24.220	33.741	16.152	1'26.107	134.3	15:45'47.332
2	<b>9.474</b>	20.900	<b>31.550</b>	14.919	1'16.843	167.4	15:47'04.175
3	9.628	27.519	35.759	19.437	1'32.343 P	162.4	15:48'36.518
4	1'46.147	23.079	38.123	16.351	3'03.700 P	119.9	15:51'40.218
5	9.561	20.963	31.595	14.715	<b>1'16.834</b>	168.2	15:52'57.052
6	9.510	22.014	31.694	<b>14.373</b>	1'17.591	<b>173.1</b>	15:54'14.643
7	9.795	<b>20.794</b>	32.799	14.684	1'18.072	166.2	15:55'32.715
8	9.880	26.249	41.951	26.413	1'44.493 P	143.0	15:57'17.208

#### 9 BONA G. (1'29.425)

Giro	Seq. 1	Seq. 2	Seq. 3	Seq. 4	T. Giro	km/h	Local Time
		29.397	39.546	18.374		113.2	15:44'14.901
1	11.391	25.079	40.317	17.892	1'34.679	137.2	15:45'49.580
2	11.524	25.528	36.670	17.016	1'30.738	128.1	15:47'20.318
3	11.612	25.265	37.012	17.518	1'31.407	121.1	15:48'51.725
4	11.533	25.226	38.651	17.484	1'32.894	130.1	15:50'24.619
5	11.542	25.230	37.096	17.541	1'31.409	129.2	15:51'56.028
6	11.583	25.246	38.137	17.146	1'32.112	125.9	15:53'28.140
7	<b>11.357</b>	24.875	36.923	16.983	1'30.138	136.4	15:54'58.278
8	12.733	30.476	42.112	19.508	1'44.829	118.0	15:56'43.107
9	11.551	24.929	37.105	17.238	1'30.823	130.9	15:58'13.930
10	11.502	<b>24.573</b>	<b>36.239</b>	17.111	<b>1'29.425</b>	136.4	15:59'43.355
11	11.394	24.917	37.084	<b>16.798</b>	1'30.193	<b>139.0</b>	16:01'13.548

#### 17 DALLA VALLE M. (1'26.824)

Giro	Seq. 1	Seq. 2	Seq. 3	Seq. 4	T. Giro	km/h	Local Time
		25.283	41.654	16.912		113.6	15:43'44.857
1	<b>11.632</b>	23.296	35.438	<b>16.548</b>	1'26.914	146.5	15:45'11.771
2	11.708	23.245	35.208	16.663	<b>1'26.824</b>	151.9	15:46'38.595
3	11.669	23.593	37.203	16.786	1'29.251	153.2	15:48'07.846
4	12.632	23.495	35.427	16.577	1'28.131	134.2	15:49'35.977
5	11.660	<b>22.837</b>	<b>35.059</b>	25.502	1'35.058 P	<b>156.5</b>	15:51'11.035

#### 21 MARCHIORATO M. (1'25.514)

Giro	Seq. 1	Seq. 2	Seq. 3	Seq. 4	T. Giro	km/h	Local Time
		26.600	37.973	16.359		85.5	15:43'57.363
1	11.349	22.871	35.376	16.174	1'25.770	<b>150.8</b>	15:45'23.133
2	<b>11.148</b>	<b>22.775</b>	37.094	16.945	1'27.962	148.8	15:46'51.095
3	11.216	22.935	<b>35.311</b>	<b>16.052</b>	<b>1'25.514</b>	147.5	15:48'16.609
4	11.891	30.943	49.772	27.202	1'59.808 P	110.5	15:50'16.417

#### 27 DE FILIPPIS G. (1'28.819)

Giro	Seq. 1	Seq. 2	Seq. 3	Seq. 4	T. Giro	km/h	Local Time
		27.215	38.743	17.592		105.6	15:43'11.420
1	11.138	25.400	37.998	17.237	1'31.773	138.6	15:44'43.193
2	12.229	24.708	38.877	17.133	1'32.947	126.8	15:46'16.140
3	11.313	24.471	40.676	19.757	1'36.217 P	142.5	15:47'52.357
4	2'20.994	25.751	37.382	16.838	3'40.965 P	103.6	15:51'33.322
5	11.344	24.318	39.314	17.277	1'32.253	145.2	15:53'05.575
6	11.276	24.330	38.186	16.880	1'30.672	141.9	15:54'36.247
7	<b>10.948</b>	24.962	37.624	17.440	1'30.974	151.5	15:56'07.221
8	11.035	24.214	<b>36.866</b>	16.684	<b>1'28.819</b>	149.8	15:57'36.044
9	10.982	<b>24.201</b>	37.733	<b>16.676</b>	1'29.592	<b>152.8</b>	15:59'05.632
10	11.422	34.864	44.070	21.813	1'52.169	129.3	16:00'57.801

#### 40 SCOTTI U. (1'22.770)

Giro	Seq. 1	Seq. 2	Seq. 3	Seq. 4	T. Giro	km/h	Local Time
		26.710	37.544	18.176		104.3	15:42'03.447
1	11.201	24.660	35.625	16.345	1'27.831	132.4	15:43'31.278
2	10.677	22.553	35.683	19.732	1'28.645	144.6	15:44'59.923
3	10.588	22.841	<b>33.917</b>	15.635	1'22.981	153.8	15:46'22.904
4	10.522	22.858	34.389	15.867	1'23.636	153.0	15:47'46.540
5	11.051	22.555	37.396	16.147	1'27.149	148.8	15:49'13.689
6	10.569	22.598	34.301	15.548	1'23.016	151.0	15:50'36.705
7	10.643	22.584	34.259	18.683	1'26.169	147.3	15:52'02.874
8	12.478	25.015	43.154	18.418	1'39.065	129.7	15:53'41.939
9	10.634	<b>22.326</b>	34.185	15.680	1'22.825	149.0	15:55'04.764
10	<b>10.496</b>	23.476	36.178	16.873	1'27.023	<b>156.1</b>	15:56'31.787
11	10.605	22.449	34.189	<b>15.527</b>	<b>1'22.770</b>	151.5	15:57'54.557
12	10.552	22.561	34.134	15.766	1'23.013	146.5	15:59'17.570
13	10.530	22.680	34.488	15.814	1'23.512	153.0	16:00'41.082

#### 51 SILVA L. (1'24.095)

Giro	Seq. 1	Seq. 2	Seq. 3	Seq. 4	T. Giro	km/h	Local Time
		26.299	37.187	17.847		86.1	15:42'14.850
1	10.852	23.552	36.444	16.233	1'27.081	142.1	15:43'41.931
2	<b>10.384</b>	<b>23.027</b>	35.771	17.081	1'26.263 P	152.5	15:45'08.194
3	1'27.423	23.601	35.211	16.847	2'43.082 P	127.5	15:47'51.276
4	10.630	23.443	35.180	15.981	1'25.234	153.8	15:49'16.510
5	11.037	23.262	35.195	15.913	1'25.407	140.8	15:50'41.917
6	10.535	23.309	34.893	15.848	1'24.585	144.8	15:52'06.502
7	10.616	23.205	34.748	15.978	1'24.547	143.2	15:53'31.049
8	10.486	23.617	37.025	18.719	1'29.847 P	152.5	15:55'00.896
9	1'10.530	24.702	35.858	16.852	2'27.942 P	120.5	15:57'28.838
10	10.575	23.188	34.650	15.682	<b>1'24.095</b>	<b>156.5</b>	15:58'52.933
11	10.749	23.502	<b>34.513</b>	<b>15.638</b>	1'24.402	142.9	16:00'17.335

#### 64 MERLIN F. (1'28.891)

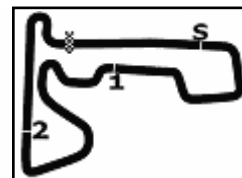
Giro	Seq. 1	Seq. 2	Seq. 3	Seq. 4	T. Giro	km/h	Local Time
		26.224	38.197	17.778		115.4	15:42'28.914
1	11.308	24.870	37.461	17.538	1'31.177	137.4	15:44'00.091
2	10.966	25.823	37.110	17.437	1'31.336	143.2	15:45'31.427
3	10.821	24.511	36.848	<b>17.156</b>	1'29.336	139.2	15:47'00.763
4	11.008	24.362	36.880	17.355	1'29.605	137.9	15:48'30.368
5	11.058	24.413	37.570	17.270	1'30.311	141.7	15:50'00.679
6	11.120	24.248	36.867	17.194	1'29.429	137.2	15:51'30.108
7	10.891	24.164	36.832	17.599	1'29.486	150.6	15:52'59.594
8	10.999	26.876	38.121	17.681	1'33.677	142.5	15:54'33.271
9	11.088	24.877	37.699	17.659	1'31.323	<b>156.7</b>	15:56'04.594
10	<b>10.709</b>	24.295	<b>36.644</b>	17.378	1'29.026	151.5	15:57'33.620
11	10.844	24.058	36.956	17.448	1'29.306	144.8	15:59'02.926
12	10.848	<b>23.927</b>	36.839	17.277	<b>1'28.891</b>	148.1	16:00'31.817

#### 69 FRETTI M. (1'21.569)

Giro	Seq. 1	Seq. 2	Seq. 3	Seq. 4	T. Giro	km/h	Local Time
		25.458					



AUTODROMO DI FRANCIACORTA  
"Daniel Bonara"



Franciacorta 2.519 m

2 / 2

## Peroni Race

### Speed Lotus - Analisi Tempi Sessione 3

7	1'55.175	24.254	34.195	16.419	3'10.043 P	108.7	15:54'27.010
8	9.714	21.118	<b>31.783</b>	14.829	<b>1'17.444</b>	155.6	15:55'44.454
9	9.767	21.020	32.828	15.763	1'19.378	152.5	15:57'03.832
10	10.233	21.818	34.535	16.256	1'22.842	141.9	15:58'26.674
11	9.971	24.423	40.041	16.037	1'30.472	151.9	15:59'57.146
12	9.885	22.573	45.910	26.537	1'44.905 P	152.1	16:01'42.051

#### 80 GASPARINI M. (1'26.816)

Giro	Seq. 1	Seq. 2	Seq. 3	Seq. 4	T. Giro	km/h	Local Time
		25.706	37.919	17.403		115.9	15:44'34.383
1	11.535	25.572	37.907	17.081	1'32.095	126.9	15:46'06.478
2	11.404	24.275	36.386	17.720	1'29.785	128.3	15:47'36.263
3	11.494	23.804	35.637	16.737	1'27.672	125.6	15:49'03.935
4	11.457	23.708	35.938	16.568	1'27.671	131.2	15:50'31.606
5	11.243	23.373	35.946	<b>16.254</b>	<b>1'26.816</b>	136.7	15:51'58.422
6	11.060	23.873	36.340	16.539	1'27.812	143.2	15:53'26.234
7	11.199	23.395	36.584	16.568	1'27.746	135.8	15:54'53.980
8	11.135	23.602	35.773	16.376	1'26.886	143.2	15:56'20.866
9	<b>11.011</b>	<b>23.252</b>	36.085	16.654	1'27.002	143.8	15:57'47.868
10	11.030	23.535	35.768	16.627	1'26.960	<b>145.6</b>	15:59'14.828
11	11.151	23.600	<b>35.417</b>	16.725	1'26.893	139.0	16:00'41.721

#### 83 BRONZ G. (1'21.166)

Giro	Seq. 1	Seq. 2	Seq. 3	Seq. 4	T. Giro	km/h	Local Time
		25.475	36.164	16.356		99.5	15:44'48.657
1	10.851	22.776	33.493	16.104	1'23.224	146.7	15:46'11.881
2	10.588	22.541	33.623	16.196	1'22.948	<b>162.7</b>	15:47'34.829
3	10.598	22.009	33.439	15.893	1'21.939	153.4	15:48'56.768
4	10.640	22.566	34.261	15.861	1'23.328	137.6	15:50'20.096
5	10.521	21.717	33.299	15.864	1'21.401	156.1	15:51'41.497
6	<b>10.380</b>	<b>21.618</b>	<b>33.196</b>	15.972	<b>1'21.166</b>	158.6	15:53'02.663
7	10.831	23.381	34.545	16.317	1'25.074	155.6	15:54'27.737
8	10.503	22.518	35.331	23.017	1'31.369 P	147.1	15:55'59.106
9	1'03.316	25.829	37.390	19.825	2'26.360 P	104.1	15:58'25.466
10	10.520	21.972	33.312	<b>15.692</b>	1'21.496	156.3	15:59'46.962
11	10.397	22.272	33.470	15.704	1'21.843	158.6	16:01'08.805

#### 88 RANDAZZO P. (1'19.601)

Giro	Seq. 1	Seq. 2	Seq. 3	Seq. 4	T. Giro	km/h	Local Time
		26.974	42.241	19.050		104.6	15:41'56.321
1	10.451	23.215	35.522	16.596	1'25.784	120.9	15:43'22.105
2	10.358	23.117	33.980	15.771	1'23.226	130.1	15:44'45.331
3	9.442	21.926	42.409	15.272	1'29.049	152.8	15:46'14.380
4	<b>9.215</b>	<b>21.906</b>	36.060	16.497	1'23.678	<b>154.5</b>	15:47'38.058
5	9.465	22.350	<b>32.565</b>	<b>15.221</b>	<b>1'19.601</b>	140.3	15:48'57.659
6	9.261	22.290	33.640	19.827	1'25.018 P	154.1	15:50'22.677



AUTODROMO DI FRANCIACORTA  
"Dante Bonara"



Franciacorta 2.519 m

## Peroni Race

### Speed Lotus - Velocità Sessione 3

#### MIGLIOR GIRO

1	<b>5 TORTOLONE</b> Umberto	Caterham R 500	1'16.834
2	<b>70 POZZI</b> Marco	Caterham R 300	1'17.444
3	<b>88 RANDAZZO</b> Piero	Lotus Exiæ S	1'19.601
4	<b>83 BRONZ</b> Gregory	Lotus 2 Eleven	1'21.166
5	<b>69 FRETTI</b> Manuel	Lotus Elise Honda	1'21.569
6	<b>40 SCOTTI</b> Umberto	Lotus Elise	1'22.770
7	<b>51 SILVA</b> Luca	Lotus Exiæ S	1'24.095
8	<b>3 GASTALDO</b> Pierpaolo	Lotus Exiæ	1'25.335
9	<b>21 MARCHIORATO</b> Matteo	Lotus Elise	1'25.514
10	<b>80 GASPARINI</b> Mirko	Lotus Exiæ	1'26.816
11	<b>17 DALLA VALLE</b> Max	Lotus Elise	1'26.824
12	<b>27 DE FILIPPIS</b> Giorgio	Lotus Evora	1'28.819
13	<b>64 MERLIN</b> Francesco	Lotus Exiæ S	1'28.891
14	<b>9 BONA</b> Gledis	Caterham R 500	1'29.425

#### SPEED

1	<b>5 TORTOLONE</b> Umberto	Caterham R 500	173.1
2	<b>69 FRETTI</b> Manuel	Lotus Elise Honda	163.9
3	<b>83 BRONZ</b> Gregory	Lotus 2 Eleven	162.7
4	<b>70 POZZI</b> Marco	Caterham R 300	159.8
5	<b>64 MERLIN</b> Francesco	Lotus Exiæ S	156.7
6	<b>51 SILVA</b> Luca	Lotus Exiæ S	156.5
7	<b>17 DALLA VALLE</b> Max	Lotus Elise	156.5
8	<b>40 SCOTTI</b> Umberto	Lotus Elise	156.1
9	<b>88 RANDAZZO</b> Piero	Lotus Exiæ S	154.5
10	<b>27 DE FILIPPIS</b> Giorgio	Lotus Evora	152.8
11	<b>21 MARCHIORATO</b> Matteo	Lotus Elise	150.8
12	<b>3 GASTALDO</b> Pierpaolo	Lotus Exiæ	149.4
13	<b>80 GASPARINI</b> Mirko	Lotus Exiæ	145.6
14	<b>9 BONA</b> Gledis	Caterham R 500	139.0

#### SEG. 1

1	<b>88 RANDAZZO</b> Piero	9.215
2	<b>5 TORTOLONE</b> Umbe	9.474
3	<b>70 POZZI</b> Marco	9.574
4	<b>69 FRETTI</b> Manuel	10.212
5	<b>83 BRONZ</b> Gregory	10.380
6	<b>51 SILVA</b> Luca	10.384
7	<b>40 SCOTTI</b> Umberto	10.496
8	<b>3 GASTALDO</b> Pierpao	10.514
9	<b>64 MERLIN</b> Francesco	10.709
10	<b>27 DE FILIPPIS</b> Giorgio	10.948
11	<b>80 GASPARINI</b> Mirko	11.011
12	<b>21 MARCHIORATO</b> M	11.148
13	<b>9 BONA</b> Gledis	11.357
14	<b>17 DALLA VALLE</b> Max	11.632

#### SEG. 2

1	<b>5 TORTOLONE</b> Umbe	20.794
2	<b>70 POZZI</b> Marco	20.859
3	<b>83 BRONZ</b> Gregory	21.618
4	<b>88 RANDAZZO</b> Piero	21.906
5	<b>40 SCOTTI</b> Umberto	22.326
6	<b>69 FRETTI</b> Manuel	22.669
7	<b>21 MARCHIORATO</b> M	22.775
8	<b>17 DALLA VALLE</b> Max	22.837
9	<b>51 SILVA</b> Luca	23.027
10	<b>80 GASPARINI</b> Mirko	23.252
11	<b>3 GASTALDO</b> Pierpao	23.259
12	<b>64 MERLIN</b> Francesco	23.927
13	<b>27 DE FILIPPIS</b> Giorgio	24.201
14	<b>9 BONA</b> Gledis	24.573

#### SEG. 3

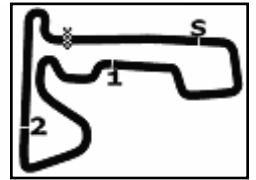
1	<b>5 TORTOLONE</b> Umbe	31.550
2	<b>70 POZZI</b> Marco	31.783
3	<b>88 RANDAZZO</b> Piero	32.565
4	<b>83 BRONZ</b> Gregory	33.196
5	<b>69 FRETTI</b> Manuel	33.338
6	<b>40 SCOTTI</b> Umberto	33.917
7	<b>51 SILVA</b> Luca	34.513
8	<b>3 GASTALDO</b> Pierpao	34.955
9	<b>17 DALLA VALLE</b> Max	35.059
10	<b>21 MARCHIORATO</b> M	35.311
11	<b>80 GASPARINI</b> Mirko	35.417
12	<b>9 BONA</b> Gledis	36.239
13	<b>64 MERLIN</b> Francesco	36.644
14	<b>27 DE FILIPPIS</b> Giorgio	36.886

#### SEG. 4

1	<b>5 TORTOLONE</b> Umbe	14.373
2	<b>70 POZZI</b> Marco	14.817
3	<b>88 RANDAZZO</b> Piero	15.221
4	<b>69 FRETTI</b> Manuel	15.408
5	<b>40 SCOTTI</b> Umberto	15.527
6	<b>51 SILVA</b> Luca	15.638
7	<b>83 BRONZ</b> Gregory	15.692
8	<b>21 MARCHIORATO</b> M	16.052
9	<b>3 GASTALDO</b> Pierpao	16.122
10	<b>80 GASPARINI</b> Mirko	16.254
11	<b>17 DALLA VALLE</b> Max	16.548
12	<b>27 DE FILIPPIS</b> Giorgio	16.676
13	<b>9 BONA</b> Gledis	16.798
14	<b>64 MERLIN</b> Francesco	17.156



AUTODROMO DI FRANCIACORTA  
"Daniel Bonara"



Franciacorta 2.519 m

## Peroni Race

### Speed Lotus - Classifica Riepilogativa

Num.	Conducente	Naz.	Scuderia	Auto	Classe	Sess. 1	Sess. 2	Sess. 3	Tempo	Dist.	Rel.	Giri
1	<b>70 POZZI</b> Marco			Caterham R 300	SP1	1'15.827	<b>1'15.703</b>	1'17.444	<b>1'15.703</b>			34
2	<b>5 TORTOLONE</b> Umberto			Caterham R 500	SP1	1'16.771	<b>1'15.788</b>	1'16.834	<b>1'15.788</b>	0.085	0.085	28
3	<b>88 RANDAZZO</b> Piero			Lotus Exige S	SP1			<b>1'19.601</b>	<b>1'19.601</b>	3.898	3.813	6
4	<b>69 FRETTI</b> Manuel			Lotus Elise Honda	SP2	<b>1'21.090</b>	1'22.076	1'21.569	<b>1'21.090</b>	5.387	1.489	37
5	<b>83 BRONZ</b> Graoov			Lotus 2 Eleven	SP1	1'21.975	1'21.424	<b>1'21.166</b>	<b>1'21.166</b>	5.463	0.076	36
6	<b>40 SCOTTI</b> Umberto			Lotus Elise	SP2	<b>1'22.699</b>	1'22.774	1'22.770	<b>1'22.699</b>	6.996	1.533	36
7	<b>51 SILVA</b> Luca			Lotus Exige S	SP2	<b>1'23.691</b>	1'23.892	1'24.095	<b>1'23.691</b>	7.988	0.992	35
8	<b>21 MARCHIORATO</b> Matteo			Lotus Elise	SP3	1'24.896	<b>1'24.349</b>	1'25.514	<b>1'24.349</b>	8.646	0.658	22
9	<b>3 GASTALDO</b> Pieroaolo			Lotus Exige	SP2	<b>1'24.919</b>	1'25.139	1'25.335	<b>1'24.919</b>	9.216	0.570	30
10	<b>17 DALLA VALLE</b> Max			Lotus Elise	SP3	1'25.993	<b>1'25.410</b>	1'26.824	<b>1'25.410</b>	9.707	0.491	29
11	<b>80 GASPARINI</b> Mirko			Lotus Exige	SP1	1'33.866	1'32.035	<b>1'26.816</b>	<b>1'26.816</b>	11.113	1.406	22
12	<b>64 MERLIN</b> Francesco			Lotus Exige S	SP2	1'27.895	<b>1'27.757</b>	1'28.891	<b>1'27.757</b>	12.054	0.941	37
13	<b>27 DE FILIPPIS</b> Giorgio			Lotus Evora	SP3	1'29.078	<b>1'28.097</b>	1'28.819	<b>1'28.097</b>	12.394	0.340	32
14	<b>9 BONA</b> Gledis			Caterham R 500	SP3	1'31.836	1'29.675	<b>1'29.425</b>	<b>1'29.425</b>	13.722	1.328	33