

SPEED CHAMPIONSHIP LOTUS PERONI RACING WEEKEND Free Practice 3

Classification

Nr.	Driver	Nat	Team	Car	Time	Lap	Total	Gap	Kph
1	88 Piero RANDAZZO			Lotus Exige S	SP1	1:59.398	3 4	-	174.7
2	13 Lorenzo TIRLONI			Lotus Elise PB-R	SP1	2:13.404	6 9	+14.006	156.3
3	69 Manuel FRETTI			Lotus Elise Honda (2002)	SP2	2:13.800	9 9	+14.402	155.9
4	83 Gregory BRONZ			Lotus 2-Eleven	SP1	2:13.867	3 9	+14.469	155.8
5	54 Irish SCARLATO			Lotus Exige 240 R	SP2	2:15.349	7 8	+15.951	154.1
6	51 Luca SILVA			Lotus Exige S (2008)	SP2	2:18.729	8 8	+19.331	150.3
7	64 Francesco MERLIN			Lotus Exige S (2010)	SP2	2:21.289	8 9	+21.891	147.6
8	27 Giorgio DE FILIPPIS			Lotus Evora (2011)	SP3	2:23.570	4 6	+24.172	145.3
9	57 Riccardo SCARLATO			Lotus Elise 220 (2017)	SP2	2:24.577	4 8	+25.179	144.2
10	17 Max DALLAVALLE			Lotus Elise S (2006)	SP3	2:26.789	5 6	+27.391	142.1
11	9 Gledis BONA			Lotus Elise 111S (2000)	SP3	2:30.291	4 7	+30.893	138.8
12	28 Alessandro FRIGERIO			Lotus Elise CR (2010)	SP3	2:36.213	4 7	+36.815	133.5
13	3 Pierpaolo GASTALDO			Lotus Exige (2009)	SP2				
14	5 Umberto TORTOLONE			Caterham R500 (2009)	SP1				
15	15 Vittorio PUGLIESE			Lotus Elise	SP1				
16	70 Marco POZZI			Caterham R300 (2014)	SP1				


Fastest Lap	Lap 3	Piero RANDAZZO	1:59.398	174.7 Kph
-------------	-------	----------------	----------	-----------

Published at:

Track Status: **DRY**

Race Director:	Timekeeper:
----------------	-------------






SPEED CHAMPIONSHIP LOTUS
PERONI RACING WEEKEND
Free Practice 3

Best Sector Times

SECTOR 1			SECTOR 2		SECTOR 3		Pos	Driver	Ideal Lap	Best Lap	
Pos	Driver	Time	Driver	Time	Driver	Time					
1	88 P.RANDAZZO	36.255	88 P.RANDAZZO	41.298	88 P.RANDAZZO	41.845	1	88 P.RANDAZZO	1:59.398	1:59.398	(1)
2	13 L.TIRLONI	41.906	69 M.FRETTI	45.370	83 G.BRONZ	45.614	2	83 G.BRONZ	2:13.240	2:13.867	(4)
3	83 G.BRONZ	42.243	83 G.BRONZ	45.383	69 M.FRETTI	45.619	3	13 L.TIRLONI	2:13.352	2:13.404	(2)
4	69 M.FRETTI	42.692	54 I.SCARLATO	45.665	13 L.TIRLONI	45.727	4	69 M.FRETTI	2:13.681	2:13.800	(3)
5	54 I.SCARLATO	43.104	13 L.TIRLONI	45.719	54 I.SCARLATO	46.580	5	54 I.SCARLATO	2:15.349	2:15.349	(5)
6	51 L.SILVA	43.116	51 L.SILVA	46.653	64 F.MERLIN	48.671	6	51 L.SILVA	2:18.519	2:18.729	(6)
7	64 F.MERLIN	44.267	64 F.MERLIN	47.998	51 L.SILVA	48.750	7	64 F.MERLIN	2:20.936	2:21.289	(7)
8	27 G.DE FILIPPIS	44.761	27 G.DE FILIPPIS	48.612	27 G.DE FILIPPIS	50.190	8	27 G.DE FILIPPIS	2:23.563	2:23.570	(8)
9	57 R.SCARLATO	44.803	17 M.DALLAVALLE	48.999	17 M.DALLAVALLE	50.204	9	57 R.SCARLATO	2:24.324	2:24.577	(9)
10	17 M.DALLAVALLE	46.643	57 R.SCARLATO	49.303	57 R.SCARLATO	50.218	10	17 M.DALLAVALLE	2:25.846	2:26.789	(10)
11	9 G.BONA	46.692	9 G.BONA	50.962	9 G.BONA	52.194	11	9 G.BONA	2:29.848	2:30.291	(11)
12	28 A.FRIGERIO	49.769	28 A.FRIGERIO	51.638	28 A.FRIGERIO	54.360	12	28 A.FRIGERIO	2:35.767	2:36.213	(12)



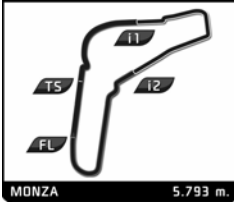


SPEED CHAMPIONSHIP LOTUS PERONI RACING WEEKEND

Free Practice 3

Best Top Speeds

Driver	Team	Top 1		Top 2		Top 3		Top 4		Top 5		Avg
		Kph	Lap	Kph	Lap	Kph	Lap	Kph	Lap	Kph	Lap	
88 Piero RANDAZZO	SP1	252.3	3	248.2	2	240.0	4	150.0	1			222,6
83 Gregory BRONZ	SP1	228.4	3	224.6	6	222.3	2	218.8	5	175.9	8	214,0
54 Irish SCARLATO	SP2	223.2	2	222.8	7	221.9	4	221.4	3	221.0	6	222,1
64 Francesco MERLIN	SP2	221.0	7	214.0	4	213.6	6	212.3	9	211.5	5	214,5
27 Giorgio DE FILIPPIS	SP3	219.6	3	219.2	4	169.3	5	161.3	2	134.1	6	180,7
51 Luca SILVA	SP2	214.9	3	208.7	7	205.9	8	200.2	4	199.5	2	205,8
69 Manuel FRETTI	SP2	214.9	9	214.4	5	213.6	8	213.2	4	211.9	3	213,6
13 Lorenzo TIRLONI	SP1	212.3	3	211.1	6	207.1	2	205.5	5	204.4	4	208,1
9 Gledis BONA	SP3	202.5	4	193.1	7	189.7	3	185.2	2	149.3	5	184,0
17 Max DALLAVALLE	SP3	196.2	4	193.8	5	192.1	3	191.4	2	135.1	6	181,7
57 Riccardo SCARLATO	SP2	190.4	4	180.6	6	178.8	8	178.2	7	177.6	3	181,1
28 Alessandro FRIGERIO	SP3	176.5	5	175.9	7	175.4	3	175.1	4	168.3	2	174,2
3 Pierpaolo GASTALDO	SP2											
5 Umberto TORTOLONE	SP1											
15 Vittorio PUGLIESE	SP1											
70 Marco POZZI	SP1											




SPEED CHAMPIONSHIP LOTUS PERONI RACING WEEKEND Free Practice 3

Fastest Lap Sequence

Practice Time	Driver	Team	Car	Class	Time	Kph	Lap
4:45.038	69 Manuel FRETTI		Lotus Elise Honda (2002)	SP2	2:19.435	149.6	2
5:30.495	13 Lorenzo TIRLONI		Lotus Elise PB-R	SP1	2:15.899	153.5	2
5:41.779	83 Gregory BRONZ		Lotus 2-Eleven	SP1	2:14.177	155.4	2
5:51.470	88 Piero RANDAZZO		Lotus Exige S	SP1	2:00.956	172.4	2
7:50.868	88 Piero RANDAZZO		Lotus Exige S	SP1	1:59.398	174.7	3





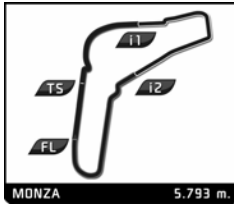
SPEED CHAMPIONSHIP LOTUS PERONI RACING WEEKEND

Free Practice 3

Analysis

Personal Best							Session Best			B Crossing the finish line in pit lane			
Lap	Time	Sector 1	Sector 2	Sector 3	T. Spd	Elapsed	Lap	Time	Sector 1	Sector 2	Sector 3	T. Spd	Elapsed
9 Gledis BONA							Lotus Elise 111S (2000)						
1	4:02.584	2:05.687	55.109	1:01.788	126.7	4:02.584	3	2:19.241	43.116	47.375	48.750	214.9	7:55.308
2	2:33.234	47.878	52.356	53.000	185.2	6:35.818	4	2:32.691 B	43.992	49.672	59.027	200.2	10:27.999
3	2:33.924	48.364	52.402	53.158	189.7	9:09.742	5	4:01.773	2:01.765	54.358	1:05.650	152.5	14:29.772
4	2:30.291	47.135	50.962	52.194	202.5	11:40.033	6	2:23.038	46.175	47.303	49.560	172.3	16:52.810
5	3:27.885	57.326	1:11.291	1:19.268	149.3	15:07.918	7	2:20.448	44.367	47.089	48.992	208.7	19:13.258
6	3:08.454	1:05.105	1:04.041	59.308	112.5	18:16.372	8	2:18.729	43.226	46.653	48.850	205.9	21:31.987
7	2:30.763	46.692	51.184	52.887	193.1	20:47.135							
13 Lorenzo TIRLONI							Lotus Elise PB-R						
1	3:14.596	1:35.710	51.315	47.571	118.9	3:14.596							
2	2:15.899	42.520	46.281	47.098	207.1	5:30.495							
3	2:15.663	42.015	46.844	46.804	212.3	7:46.158							
4	2:15.019	42.461	45.843	46.715	204.4	10:01.177							
5	2:15.086	42.808	46.380	45.898	205.5	12:16.263							
6	2:13.404	41.906	45.719	45.779	211.1	14:29.667							
7	2:13.832	42.376	45.729	45.727	189.1	16:43.499							
8	2:17.617	41.996	45.722	49.899	204.0	19:01.116							
9	2:44.940	52.442	54.512	57.986	165.5	21:46.056							
17 Max DALLAVALLE							Lotus Elise S (2006)						
1	4:22.255	2:36.934	53.349	51.972	120.1	4:22.255							
2	2:28.465	47.567	50.042	50.856	191.4	6:50.720							
3	2:27.480	47.211	49.832	50.437	192.1	9:18.200							
4	2:27.114	46.643	50.267	50.204	196.2	11:45.314							
5	2:26.789	47.108	48.999	50.682	193.8	14:12.103							
6	3:11.047 B	55.753	1:00.698	1:14.596	135.1	17:23.150							
27 Giorgio DE FILIPPIS							Lotus Evora (2011)						
1	5:29.084	3:36.055	57.011	56.018	129.9	5:29.084							
2	2:39.673	53.225	54.562	51.886	161.3	8:08.757							
3	2:25.354	44.761	48.968	51.625	219.6	10:34.111							
4	2:23.570	44.768	48.612	50.190	219.2	12:57.681							
5	3:04.774	54.880	1:03.002	1:06.892	169.3	16:02.455							
6	3:08.219 B	58.886	58.164	1:11.169	134.1	19:10.674							
28 Alessandro FRIGERIO							Lotus Elise CR (2010)						
1	4:48.347	2:52.288	59.771	56.288	100.5	4:48.347							
2	2:39.452	50.422	53.889	55.141	168.3	7:27.799							
3	2:37.580	50.010	53.210	54.360	175.4	10:05.379							
4	2:36.213	49.769	51.638	54.806	175.1	12:41.592							
5	2:55.505	50.345	59.030	1:06.130	176.5	15:37.097							
6	2:51.728	55.900	57.221	58.607	122.7	18:28.825							
7	2:39.250	50.285	54.225	54.740	175.9	21:08.075							
51 Luca SILVA							Lotus Exige S (2008)						
1	3:15.798	1:07.084	1:08.654	1:00.060	128.5	3:15.798							
2	2:20.269	43.562	47.433	49.274	199.5	5:36.067							
54 Irish SCARLATO							Lotus Exige 240 R						
1	4:39.571	3:04.197	47.429	47.945	132.6	4:39.571							
2	2:15.844	43.342	45.836	46.666	223.2	6:55.415							
3	2:16.631	43.496	46.302	46.833	221.4	9:12.046							
4	2:16.425	43.610	45.854	46.961	221.9	11:28.471							
5	3:00.363	52.855	1:00.875	1:06.633	162.3	14:28.834							
6	2:16.215	43.216	46.236	46.763	221.0	16:45.049							
7	2:15.349	43.104	45.665	46.580	222.8	19:00.398							
8	2:15.808	43.332	45.834	46.642	219.2	21:16.206							
57 Riccardo SCARLATO							Lotus Elise 220 (2017)						
1	4:59.818	3:15.450	52.942	51.426	147.9	4:59.818							
2	2:25.499	45.160	49.401	50.938	177.4	7:25.317							
3	2:25.348	45.486	49.303	50.559	177.6	9:50.665							
4	2:24.577	44.803	49.556	50.218	190.4	12:15.242							
5	2:34.435	47.945	54.996	51.494	177.4	14:49.677							
6	2:34.095	45.026	57.314	51.755	180.6	17:23.772							
7	2:26.440	45.070	50.854	50.516	178.2	19:50.212							
8	3:26.970 B	1:04.540	1:04.253	1:18.177	178.8	23:17.182							
64 Francesco MERLIN							Lotus Exige S (2010)						
1	3:00.751	1:13.201	54.772	52.778	155.3	3:00.751							
2	2:25.902	46.264	49.176	50.462	207.1	5:26.653							
3	2:22.579	44.537	49.371	48.671	210.3	7:49.232							
4	2:22.665	44.429	48.565	49.671	214.0	10:11.897							
5	2:23.615	45.329	49.091	49.195	211.5	12:35.512							
6	2:23.659	45.463	48.762	49.434	213.6	14:59.171							
7	2:27.287	49.439	48.851	48.997	221.0	17:26.458							
8	2:21.289	44.422	47.998	48.869	207.1	19:47.747							
9	2:29.126	44.267	56.120	48.739	212.3	22:16.873							
69 Manuel FRETTI							Lotus Elise Honda (2002)						
1	2:25.603	46.720	48.746	50.137	135.7	2:25.603							
2	2:19.435	43.921	47.271	48.243	209.1	4:45.038							
3	2:17.271	43.454	46.862	46.955	211.9	7:02.309							
4	2:16.256	43.384	46.637	46.235	213.2	9:18.565							
5	2:15.668	43.071	45.866	46.731	214.4	11:34.233							
6	2:55.085	53.188	56.181	1:05.716	184.9	14:29.318							
7	2:19.071	46.287	45.912	46.872	184.6	16:48.389							
8	2:14.314	42.692	45.370	46.252	213.6	19:02.703							
9	2:13.800	42.740	45.441	45.619	214.9	21:16.503							
83 Gregory BRONZ							Lotus 2-Eleven						





SPEED CHAMPIONSHIP LOTUS PERONI RACING WEEKEND

Free Practice 3

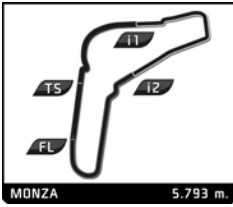
Analysis

■ Personal Best
 ■ Session Best
 B Crossing the finish line in pit lane

Lap	Time	Sector 1	Sector 2	Sector 3	T. Spd	Elapsed	Lap	Time	Sector 1	Sector 2	Sector 3	T. Spd	Elapsed
1	3:27.602	1:52.641	48.580	46.381	98.1	3:27.602							
2	2:14.177	42.631	45.898	45.648	222.3	5:41.779							
3	2:13.867	42.243	46.010	45.614	228.4	7:55.646							
4	2:16.230	44.965	45.383	45.882	164.5	10:11.876							
5	2:15.845	43.359	45.995	46.491	218.8	12:27.721							
6	2:15.288	42.711	46.197	46.380	224.6	14:43.009							
7	2:27.288	47.538	50.152	49.598	142.9	17:10.297							
8	2:18.355	43.743	46.710	47.902	175.9	19:28.652							
9	2:31.494 B	46.165	46.591	58.738	157.6	22:00.146							

88 Piero RANDAZZO		Lotus Exige S											
1	3:50.514	2:13.429	48.119	48.966	150.0	3:50.514							
2	2:00.956	36.843	41.372	42.741	248.2	5:51.470							
3	1:59.398	36.255	41.298	41.845	252.3	7:50.868							
4	2:49.334 B	50.037	55.231	1:04.066	240.0	10:40.202							

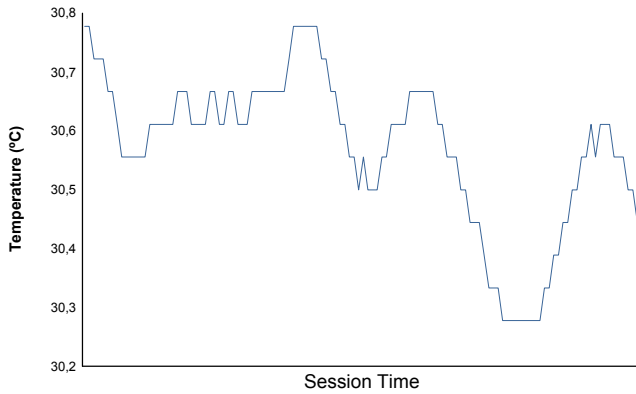




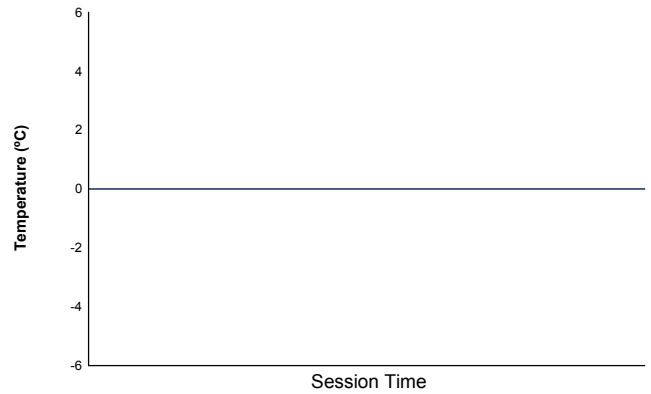
PERONI RACING WEEKEND
SPEED CHAMPIONSHIP LOTUS
 Free Practice 3

Weather Report

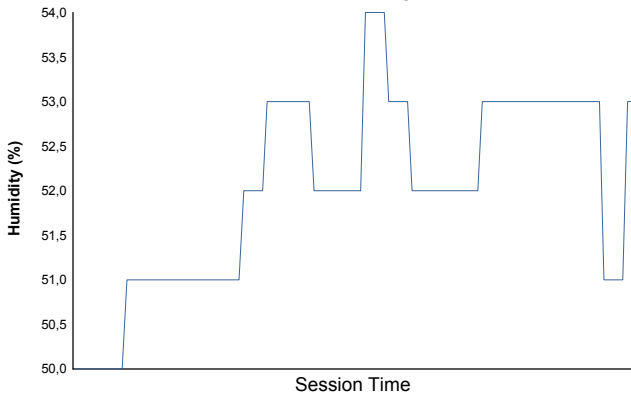
Air Temperature



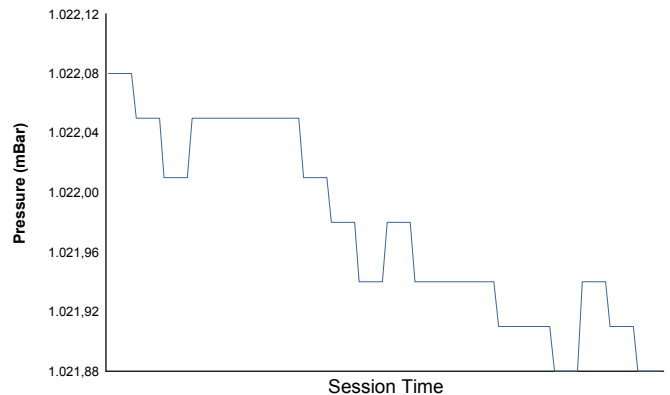
Track Temperature



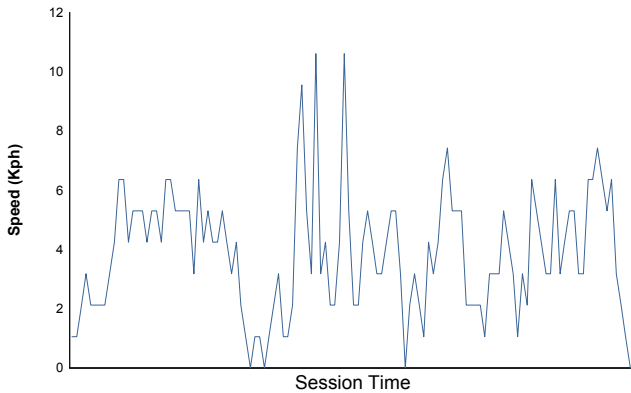
Humidity



Pressure

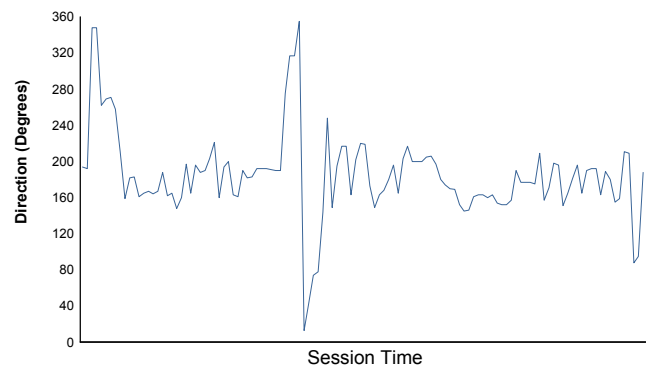


Wind Speed



Wind direction

North = 0°/360° Est = 90° South = 180° West = 270°



Track Status: **DRY**