

MONZA 5.793 m.

SPEED CHAMPIONSHIP LOTUS PERONI RACING WEEKEND

Free Practice 2

Classification

Nr.	Driver	Nat	Team	Car	Time	Lap	Total	Gap	Kph
1	88 Piero RANDAZZO			Lotus Exige S	SP1	2:00.887	3 7	-	172.5
2	70 Marco POZZI			Caterham R300 (2014)	SP1	2:04.167	5 7	+3.280	168.0
3	5 Umberto TORTOLONE			Caterham R500 (2009)	SP1	2:08.976	5 7	+8.089	161.7
4	13 Lorenzo TIRLONI			Lotus Elise PB-R	SP1	2:13.454	4 6	+12.567	156.3
5	83 Gregory BRONZ			Lotus 2-Eleven	SP1	2:15.419	3 8	+14.532	154.0
6	54 Irish SCARLATO			Lotus Exige 240 R	SP2	2:15.736	3 7	+14.849	153.6
7	51 Luca SILVA			Lotus Exige S (2008)	SP2	2:16.949	3 7	+16.062	152.3
8	69 Manuel FRETTI			Lotus Elise Honda (2002)	SP2	2:17.091	2 7	+16.204	152.1
9	27 Giorgio DE FILIPPIS			Lotus Evora (2011)	SP3	2:22.125	6 6	+21.238	146.7
10	64 Francesco MERLIN			Lotus Exige S (2010)	SP2	2:22.909	7 7	+22.022	145.9
11	57 Riccardo SCARLATO			Lotus Elise 220 (2017)	SP2	2:24.193	4 6	+23.306	144.6
12	17 Max DALLAVALLE			Lotus Elise S (2006)	SP3	2:26.241	3 5	+25.354	142.6
13	9 Gledis BONA			Lotus Elise 111S (2000)	SP3	2:29.654	5 7	+28.767	139.4
14	28 Alessandro FRIGERIO			Lotus Elise CR (2010)	SP3	2:36.889	3 6	+36.002	132.9
15	3 Pierpaolo GASTALDO			Lotus Exige (2009)	SP2				
16	15 Vittorio PUGLIESE			Lotus Elise	SP1		2		


Fastest Lap	Lap 3	Piero RANDAZZO	2:00.887	172.5 Kph
-------------	-------	----------------	----------	-----------

Published at:

Track Status: **DRY**

Race Director:	Timekeeper:
----------------	-------------






SPEED CHAMPIONSHIP LOTUS PERONI RACING WEEKEND Free Practice 2

Best Sector Times

SECTOR 1			SECTOR 2			SECTOR 3			Pos	Driver	Ideal Lap	Best Lap	
Pos	Driver	Time	Driver	Time	Driver	Time							
1	88 P.RANDAZZO	36.654	88 P.RANDAZZO	41.084	88 P.RANDAZZO	42.719	1	88 P.RANDAZZO	2:00.457	2:00.887	(1)		
2	70 M.POZZI	38.960	70 M.POZZI	41.880	70 M.POZZI	43.327	2	70 M.POZZI	2:04.167	2:04.167	(2)		
3	5 U.TORTOLONE	40.190	5 U.TORTOLONE	43.707	5 U.TORTOLONE	45.079	3	5 U.TORTOLONE	2:08.976	2:08.976	(3)		
4	13 L.TIRLONI	41.507	83 G.BRONZ	45.495	13 L.TIRLONI	45.940	4	13 L.TIRLONI	2:12.986	2:13.454	(4)		
5	83 G.BRONZ	42.207	54 I.SCARLATO	45.505	83 G.BRONZ	46.010	5	83 G.BRONZ	2:13.712	2:15.419	(5)		
6	51 L.SILVA	42.683	13 L.TIRLONI	45.539	54 I.SCARLATO	46.434	6	54 I.SCARLATO	2:15.240	2:15.736	(6)		
7	69 M.FRETTI	43.188	51 L.SILVA	46.052	69 M.FRETTI	46.782	7	51 L.SILVA	2:16.327	2:16.949	(7)		
8	54 I.SCARLATO	43.301	69 M.FRETTI	46.405	51 L.SILVA	47.592	8	69 M.FRETTI	2:16.375	2:17.091	(8)		
9	27 G.DE FILIPPIS	44.385	27 G.DE FILIPPIS	48.282	64 F.MERLIN	48.658	9	27 G.DE FILIPPIS	2:22.124	2:22.125	(9)		
10	57 R.SCARLATO	44.533	15 V.PUGLIESE	48.557	27 G.DE FILIPPIS	49.457	10	64 F.MERLIN	2:22.214	2:22.909	(10)		
11	64 F.MERLIN	44.936	64 F.MERLIN	48.620	57 R.SCARLATO	50.250	11	57 R.SCARLATO	2:24.193	2:24.193	(11)		
12	9 G.BONA	46.190	17 M.DALLAVALLE	48.728	17 M.DALLAVALLE	50.324	12	17 M.DALLAVALLE	2:26.076	2:26.241	(12)		
13	17 M.DALLAVALLE	47.024	57 R.SCARLATO	49.410	9 G.BONA	51.796	13	9 G.BONA	2:28.739	2:29.654	(13)		
14	15 V.PUGLIESE	48.818	9 G.BONA	50.753	15 V.PUGLIESE	53.242	14	15 V.PUGLIESE	2:30.617				
15	28 A.FRIGERIO	49.523	28 A.FRIGERIO	53.230	28 A.FRIGERIO	53.724	15	28 A.FRIGERIO	2:36.477	2:36.889	(14)		

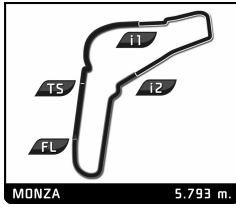


SPEED CHAMPIONSHIP LOTUS PERONI RACING WEEKEND

Free Practice 2

Best Top Speeds

Driver	Team	Top 1		Top 2		Top 3		Top 4		Top 5		Avg
		Kph	Lap	Kph	Lap	Kph	Lap	Kph	Lap	Kph	Lap	
88 Piero RANDAZZO	SP1	241.6	6	241.1	7	236.3	3	235.8	4	165.2	5	224,0
70 Marco POZZI	SP1	229.9	5	221.0	3	201.3	2	187.4	4	158.9	6	199,7
27 Giorgio DE FILIPPIS	SP3	225.6	4	219.6	6	216.6	3	205.1	5	158.5	2	205,1
83 Gregory BRONZ	SP1	225.6	4	224.2	5	223.2	3	220.5	2	219.6	7	222,6
54 Irish SCARLATO	SP2	221.9	2	221.4	6	220.5	5	219.6	3	162.3	7	209,1
5 Umberto TORTOLONE	SP1	219.2	6	214.4	4	208.3	5	202.5	3	185.5	2	206,0
13 Lorenzo TIRLONI	SP1	216.6	5	214.9	6	213.2	4	210.3	3	186.5	2	208,3
64 Francesco MERLIN	SP2	216.6	6	212.8	7	210.7	3	210.7	5	209.1	4	212,0
69 Manuel FRETTI	SP2	213.6	4	211.9	3	207.9	7	180.6	2	177.1	5	198,2
51 Luca SILVA	SP2	207.1	3	199.9	2	198.4	4	196.2	7	185.8	5	197,5
9 Gledis BONA	SP3	204.0	2	199.9	5	177.6	7	175.6	6	174.0	4	186,2
57 Riccardo SCARLATO	SP2	196.2	4	195.2	2	189.1	6	169.9	5	146.1	3	179,3
17 Max DALLAVALLE	SP3	190.7	4	189.1	3	187.8	2	132.3	5	100.2	1	160,0
28 Alessandro FRIGERIO	SP3	179.7	3	178.2	2	176.8	6	172.8	5	168.8	4	175,3
15 Vittorio PUGLIESE	SP1	158.5	2	96.7	1							127,6
3 Pierpaolo GASTALDO	SP2											




SPEED CHAMPIONSHIP LOTUS PERONI RACING WEEKEND Free Practice 2

Fastest Lap Sequence

Practice Time	Driver	Team	Car	Class	Time	Kph	Lap
6:42.776	69 Manuel FRETTI		Lotus Elise Honda (2002)	SP2	2:17.091	152.1	2
7:45.650	54 Irish SCARLATO		Lotus Exige 240 R	SP2	2:16.932	152.3	2
9:22.312	83 Gregory BRONZ		Lotus 2-Eleven	SP1	2:15.419	154.0	3
11:37.816	70 Marco POZZI		Caterham R300 (2014)	SP1	2:11.755	158.3	3
11:38.109	5 Umberto TORTOLONE		Caterham R500 (2009)	SP1	2:11.496	158.6	3
11:57.978	88 Piero RANDAZZO		Lotus Exige S	SP1	2:00.887	172.5	3





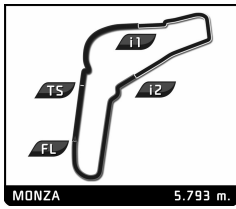
SPEED CHAMPIONSHIP LOTUS PERONI RACING WEEKEND

Free Practice 2

Analysis

Lap	Time	Sector 1	Sector 2	Sector 3	T. Spd	Elapsed	Lap	Time	Sector 1	Sector 2	Sector 3	T. Spd	Elapsed
5 Umberto TORTOLONE													
Caterham R500 (2009)													
1	7:09.668	5:24.912	53.442	51.314	99.8	7:09.668	2	2:38.136	50.426	53.884	53.826	178.2	9:02.400
2	2:16.945	43.747	45.980	47.218	185.5	9:26.613	3	2:36.889	49.523	53.230	54.136	179.7	11:39.289
3	2:11.496	40.726	43.849	46.921	202.5	11:38.109	4	2:39.666	50.088	54.310	55.268	168.8	14:18.955
4	2:16.343	40.652	46.549	49.142	214.4	13:54.452	5	2:39.814	50.120	55.970	53.724	172.8	16:58.769
5	2:08.976	40.190	43.707	45.079	208.3	16:03.428	6	2:45.615	55.685	55.576	54.354	176.8	19:44.384
6	2:09.964	40.740	43.885	45.339	219.2	18:13.392							
7	3:25.055 B	56.234	1:00.409	1:28.412	159.9	21:38.447							
9 Gledis BONA													
Lotus Elise 111S (2000)													
1	5:32.653	3:40.347	55.140	57.166	114.6	5:32.653							
2	2:33.892	47.764	52.230	53.898	204.0	8:06.545							
3	2:32.167	47.546	51.557	53.064	170.4	10:38.712							
4	2:31.874	47.966	51.261	52.647	174.0	13:10.586							
5	2:29.654	47.105	50.753	51.796	199.9	15:40.240							
6	2:56.050	48.075	1:02.608	1:05.367	175.6	18:36.290							
7	2:51.618 B	46.190	51.541	1:13.887	177.6	21:27.908							
13 Lorenzo TIRLONI													
Lotus Elise PB-R													
1	7:58.542	6:17.241	51.769	49.532	94.8	7:58.542							
2	2:17.020	43.452	46.531	47.037	186.5	10:15.562							
3	2:14.822	42.094	46.142	46.586	210.3	12:30.384							
4	2:13.454	41.600	45.772	46.082	213.2	14:43.838							
5	2:13.554	41.507	45.539	46.508	216.6	16:57.392							
6	2:17.394	41.748	49.706	45.940	214.9	19:14.786							
15 Vittorio PUGLIESE													
Lotus Elise													
1	7:54.424	6:08.090	53.092	53.242	96.7	7:54.424							
2	5:05.838 B	48.818	48.557	3:28.463	158.5	13:00.262							
17 Max DALLAVALLE													
Lotus Elise S (2006)													
1	6:09.775	4:19.256	55.852	54.667	100.2	6:09.775							
2	2:27.862	47.656	49.389	50.817	187.8	8:37.637							
3	2:26.241	47.189	48.728	50.324	189.1	11:03.878							
4	3:10.686 B	47.024	1:06.396	1:17.266	190.7	14:14.564							
5	4:28.881 B	2:07.677	1:05.748	1:15.456	132.3	18:43.445							
27 Giorgio DE FILIPPIS													
Lotus Evora (2011)													
1	6:25.843	4:38.865	53.354	53.624	118.3	6:25.843							
2	2:32.100	49.062	52.620	50.418	158.5	8:57.943							
3	2:27.657	44.733	50.510	52.414	216.6	11:25.600							
4	2:46.138	44.385	58.838	1:02.915	225.6	14:11.738							
5	2:23.057	44.904	48.695	49.458	205.1	16:34.795							
6	2:22.125	44.386	48.282	49.457	219.6	18:56.920							
28 Alessandro FRIGERIO													
Lotus Elise CR (2010)													
1	6:24.264	4:32.925	56.143	55.196	87.0	6:24.264							
51 Luca SILVA													
Lotus Exige S (2008)													
1	4:27.569	2:49.959	49.472	48.138	120.5	4:27.569							
2	2:17.387	43.108	46.458	47.821	199.9	6:44.956							
3	2:16.949	42.683	46.052	48.214	207.1	9:01.905							
4	2:18.216	43.393	46.919	47.904	198.4	11:20.121							
5	2:34.693 B	44.772	51.045	58.876	185.8	13:54.814							
6	3:29.728	1:50.383	50.925	48.420	143.2	17:24.542							
7	2:17.345	42.892	46.861	47.592	196.2	19:41.887							
54 Irish SCARLATO													
Lotus Exige 240 R													
1	5:28.718	3:52.204	49.285	47.229	134.4	5:28.718							
2	2:16.932	43.493	46.784	46.655	221.9	7:45.650							
3	2:15.736	43.340	45.505	46.891	219.6	10:01.386							
4	2:47.792	54.009	59.014	54.769	156.9	12:49.178							
5	2:15.811	43.522	45.520	46.769	220.5	15:04.989							
6	2:16.063	43.301	46.328	46.434	221.4	17:21.052							
7	2:47.785	50.202	1:01.880	55.703	162.3	20:08.837							
57 Riccardo SCARLATO													
Lotus Elise 220 (2017)													
1	6:34.752	4:50.050	51.818	52.884	132.4	6:34.752							
2	2:25.849	44.823	49.810	51.216	195.2	9:00.601							
3	2:28.771	47.210	50.492	51.069	146.1	11:29.372							
4	2:24.193	44.533	49.410	50.250	196.2	13:53.565							
5	2:36.562	49.709	51.172	55.681	169.9	16:30.127							
6	2:41.720 B	44.981	49.977	1:06.762	189.1	19:11.847							
64 Francesco MERLIN													
Lotus Exige S (2010)													
1	5:03.005	3:19.521	51.723	51.761	145.2	5:03.005							
2	2:25.045	46.038	49.528	49.479	207.9	7:28.050							
3	2:23.662	45.390	48.940	49.332	210.7	9:51.712							
4	2:25.038	46.070	48.687	50.281	209.1	12:16.750							
5	2:23.244	45.966	48.620	48.658	210.7	14:39.994							
6	2:24.184	46.799	48.679	48.706	216.6	17:04.178							
7	2:22.909	44.936	48.743	49.230	212.8	19:27.087							
69 Manuel FRETTI													
Lotus Elise Honda (2002)													
1	4:25.685	2:50.181	47.416	48.088	141.7	4:25.685							
2	2:17.091	43.904	46.405	46.782	180.6	6:42.776							
3	2:18.051	43.641	46.685	47.725	211.9	9:00.827							
4	2:17.523	43.251	47.079	47.193	213.6	11:18.350							
5	3:08.674	54.495	1:07.985	1:06.194	177.1	14:27.024							
6	2:45.498	59.952	55.390	50.156	122.2	17:12.522							
7	2:18.534	43.188	48.159	47.187	207.9	19:31.056							





SPEED CHAMPIONSHIP LOTUS PERONI RACING WEEKEND

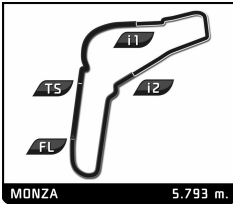
Free Practice 2

Analysis

■ Personal Best
 ■ Session Best
 B Crossing the finish line in pit lane

Lap	Time	Sector 1	Sector 2	Sector 3	T. Spd	Elapsed	Lap	Time	Sector 1	Sector 2	Sector 3	T. Spd	Elapsed
70 Marco POZZI													
							Caterham R300 (2014)						
1	7:09.230	5:27.597	49.738	51.895	123.7	7:09.230							
2	2:16.831	43.442	45.900	47.489	201.3	9:26.061							
3	2:11.755	40.404	43.950	47.401	221.0	11:37.816							
4	2:15.823	41.343	46.573	47.907	187.4	13:53.639							
5	2:04.167	38.960	41.880	43.327	229.9	15:57.806							
6	2:53.685	50.791	59.495	1:03.399	158.9	18:51.491							
7	3:34.280 B	1:02.259	1:03.346	1:28.675	129.7	22:25.771							
83 Gregory BRONZ													
							Lotus 2-Eleven						
1	4:48.522	3:13.014	48.361	47.147	100.0	4:48.522							
2	2:18.371	43.921	46.393	48.057	220.5	7:06.893							
3	2:15.419	43.477	45.932	46.010	223.2	9:22.312							
4	2:16.822	42.948	45.495	48.379	225.6	11:39.134							
5	2:16.454	42.207	46.701	47.546	224.2	13:55.588							
6	2:19.229	46.130	46.544	46.555	169.1	16:14.817							
7	2:19.049	43.038	47.592	48.419	219.6	18:33.866							
8	2:16.859	43.626	46.736	46.497	189.7	20:50.725							
88 Piero RANDAZZO													
							Lotus Exige S						
1	7:37.303	5:44.632	50.275	1:02.396	112.1	7:37.303							
2	2:19.788	47.017	47.730	45.041	162.0	9:57.091							
3	2:00.887	37.084	41.084	42.719	236.3	11:57.978							
4	2:10.275	36.654	45.268	48.353	235.8	14:08.253							
5	2:18.121	47.773	44.558	45.790	165.2	16:26.374							
6	2:03.730	36.704	42.908	44.118	241.6	18:30.104							
7	2:01.442	37.432	41.252	42.758	241.1	20:31.546							

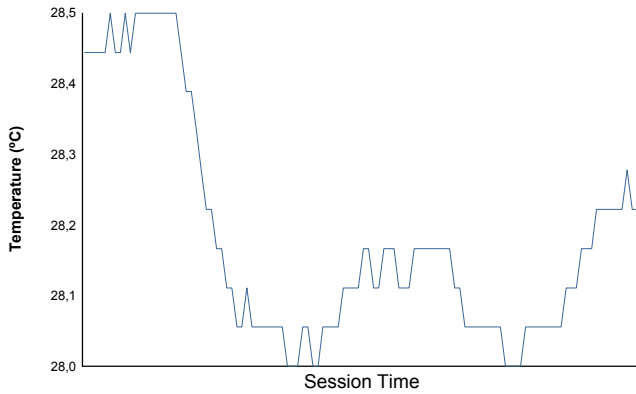




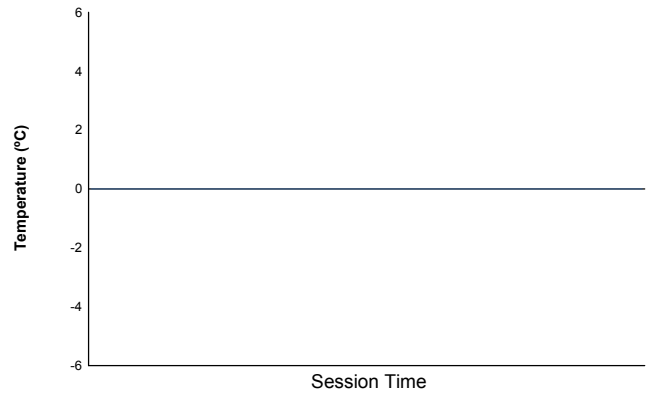
PERONI RACING WEEKEND
SPEED CHAMPIONSHIP LOTUS
Free Practice 2

Weather Report

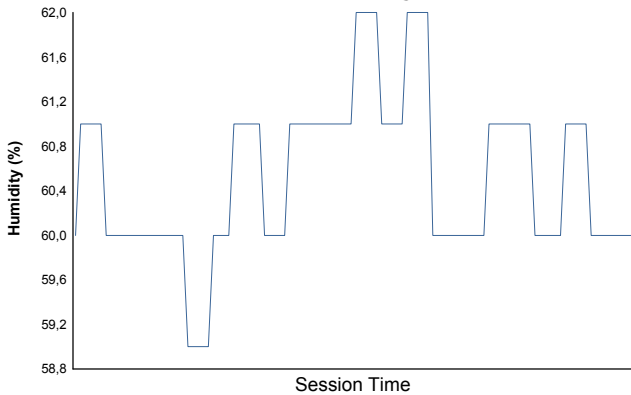
Air Temperature



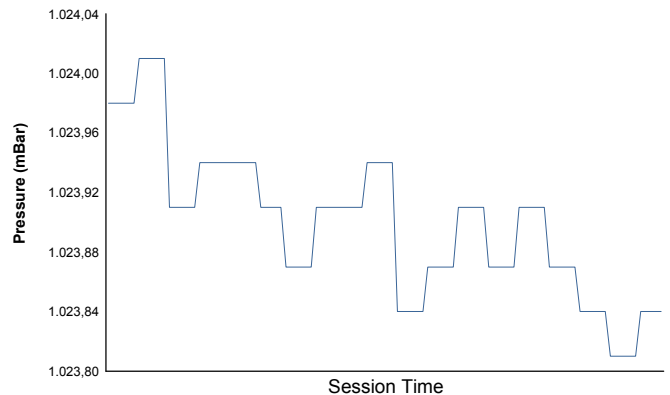
Track Temperature



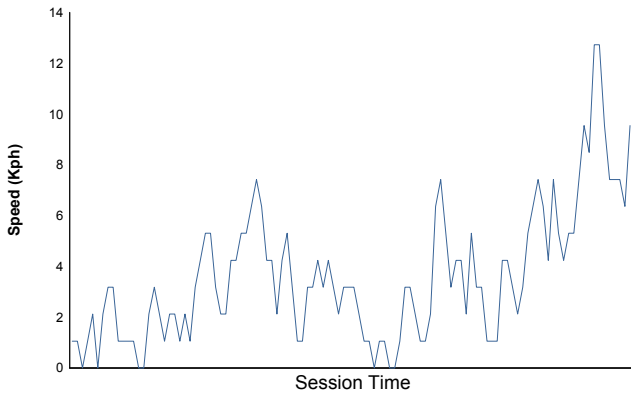
Humidity



Pressure

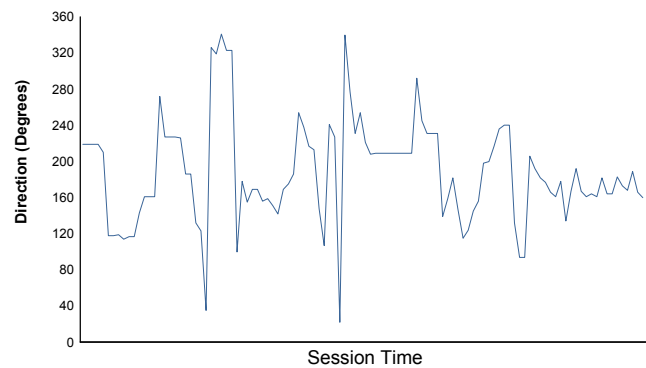


Wind Speed



Wind direction

North = 0°/360° Est = 90° South = 180° West = 270°



Track Status: **DRY**